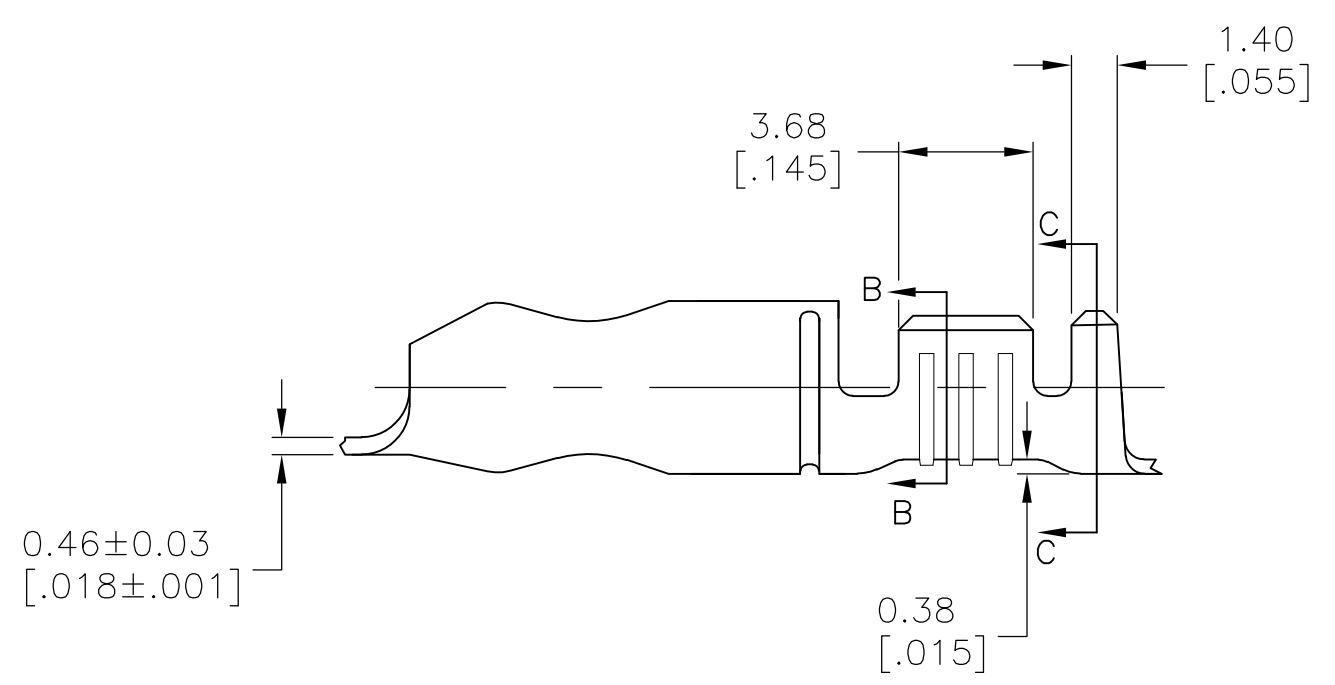
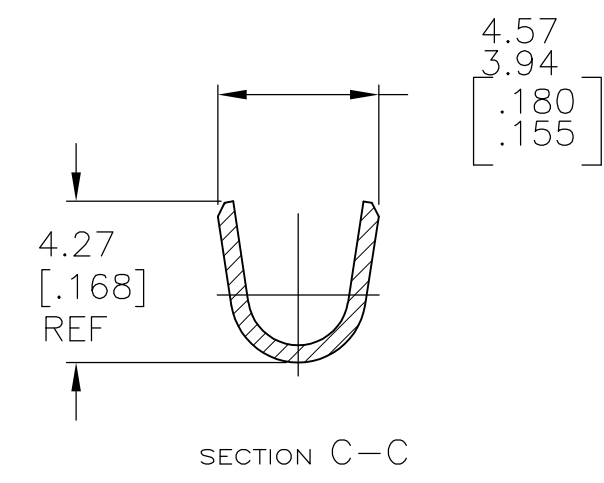
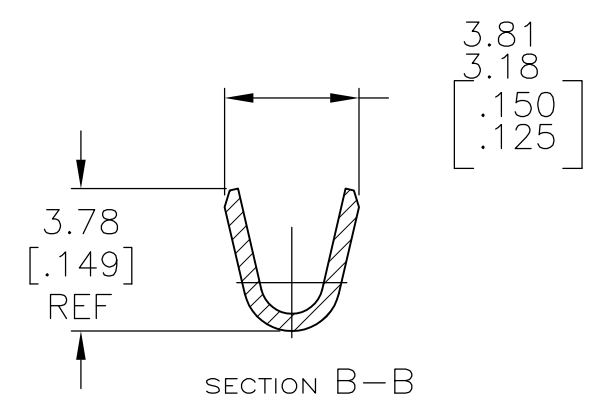
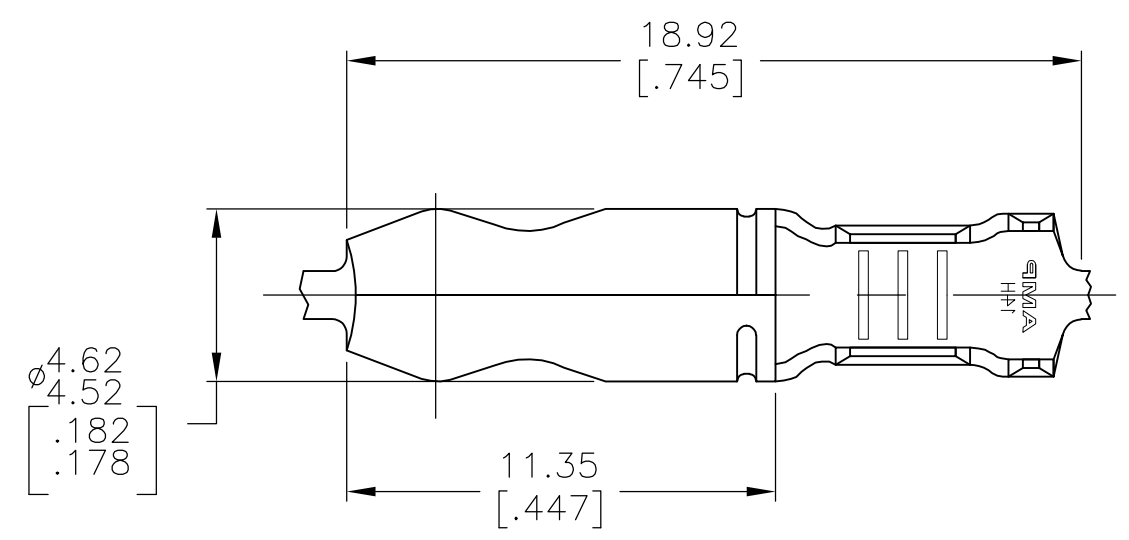


THIS DRAWING IS UNPUBLISHED. RELEASED FOR PUBLICATION
 © COPYRIGHT BY TYCO ELECTRONICS CORPORATION. ALL RIGHTS RESERVED.

LOC	DIST	REVISIONS					
		P	LTR	DESCRIPTION	DATE	DWN	APVD
AF	50		C1	ECR-07-026634 (REDRAWN IN AUTOCAD)	14NOV07	HMR	DD

- 1 CONTINUOUS STRIP ON REELS
- 2 WIRE RANGE: 0.8 – 2.0 mm² [18–14] AWG
- 3 INSULATION RANGE: 2.29–3.18 [.090–.125] DIA.



OBSOLETE	NONE	62739-2
	PRE-TIN	62739-1
	FINISH	PART NO

THIS DRAWING IS A CONTROLLED DOCUMENT.		DWN RAGHAVENDRA 14NOV2007	Tyco Electronics Corporation Harrisburg, PA 17105-3608	
DIMENSIONS: mm [INCHES]	TOLERANCES UNLESS OTHERWISE SPECIFIED:	CHK D DECKER 14NOV2007	NAME	
	0 PLC ± -	APVD D DECKER 14NOV2007	SHUR PLUG, .180 DIA	
	1 PLC ± -	PRODUCT SPEC	SIZE CAGE CODE DRAWING NO RESTRICTED TO	
	2 PLC ± 0.38 [.015]	APPLICATION SPEC	A3 00779 C-62739	
	3 PLC ± -	FINISH SEE TABLE	SCALE 5:1 SHEET 1 OF 1 REV C1	
MATERIAL O81 BRASS		WEIGHT -	CUSTOMER DRAWING	